

MAZDA2

ZOOM-ZOOM



CONTENTS

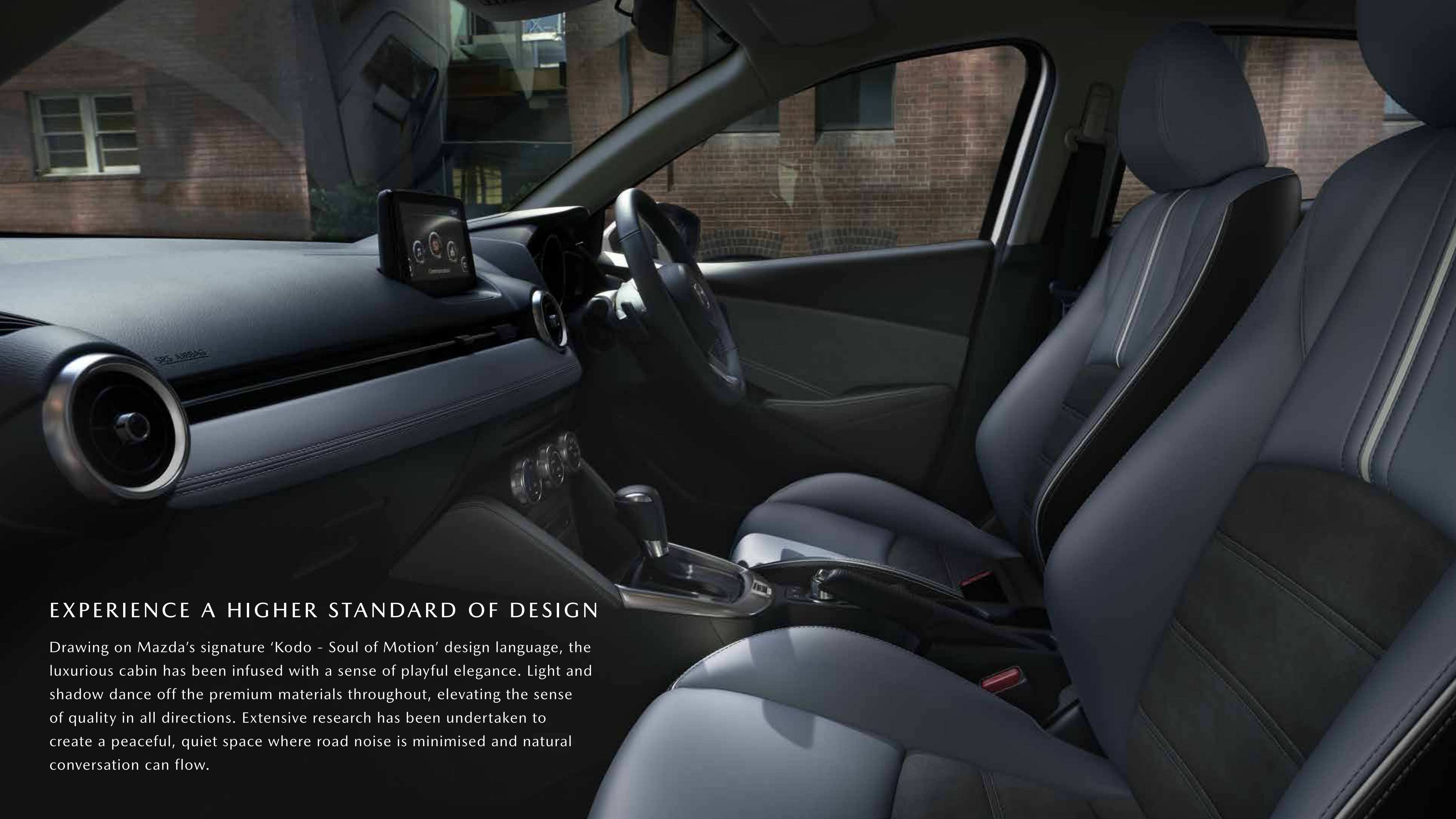
03 - Introduction	10 - Exterior Colours
04 - Interior Design	11 - SP15
05 - Exterior Design	12 - GSX
06 - Technology/Connectivity	13 - Limited
07 - Performance	14 - Specifications
08 - Safety as Standard	24 - Mazdacare
09 - Trims	25 - Contact





FEEL THE FREEDOM OF MAZDA2

Welcome to style that leaves an impression combined with impressive performance. With the latest in safety and technology, the Mazda2 offers you the freedom of a compact drive without compromise. It's ready to effortlessly go whenever you like, to wherever you need to be.



EXPERIENCE A HIGHER STANDARD OF DESIGN

Drawing on Mazda's signature 'Kodo - Soul of Motion' design language, the luxurious cabin has been infused with a sense of playful elegance. Light and shadow dance off the premium materials throughout, elevating the sense of quality in all directions. Extensive research has been undertaken to create a peaceful, quiet space where road noise is minimised and natural conversation can flow.



STYLE THAT SETS YOU APART

Taking a 'less is more' approach to exterior design, the Mazda2 conveys a strong sense of quality and elegance that's well above its peers. The distinctive front grille adds presence and a feeling of width, while the wheel design and colours create a sense of poise and capability from front to back.



CONNECTIVITY THAT DOESN'T COMPROMISE

Every piece of technology within the Mazda2 has been engineered around effortless convenience. Access your world with Apple CarPlay™[§] and Android Auto™[§] standard across the range. Choose your settings via MZD Connect's intuitive commander dial. While at night, the rearview mirror on the Limited-grade model automatically adjusts and dims itself if it detects a high beam.

[§] Please check the compatibility of your device (particularly your mobile phone) with your Mazda Dealer as not all devices support connectivity or use all available items.



PERFORMANCE THAT TAKES CHARGE

With the spirited Skyactiv-G 1.5L engine, Mazda2 delivers an exciting drive every time. You'll love the fuel economy as well as the strong torque and fast engine response that really helps you take charge. All while reducing harmful substances in exhaust emissions.



SAFETY WITH SMARTS

The Mazda2 is equipped with the latest enhancements to our safety technologies to ensure even greater peace of mind. Lane-keep Assist (LAS) alerts the driver if they are deviating from their lane and provides gentle steering assistance to help them get on track. While Advanced Smart City Brake Support - Forward (ASCBS-F), Blind Spot Monitoring (BSM), Mazda Radar Cruise Control (MRCC) and Traffic Sign Recognition (TSR) provide added safety support, which means you can enjoy a drive that's full of confidence*.

*Deployment of safety technologies varies by grade.



Black Cloth with Red Stitching (SP15)



Black / Navy Cloth (GSX)



Blue Grey Leather# with Black Grand Luxe®
Synthetic Suede (Limited)

SURROUND YOURSELF WITH QUALITY


To maintain the feeling of considered design throughout the cabin, luxurious materials from the seats adorn the door trims and centre dashboard. Beautiful to touch and to admire, these trims create a stylish, fresh ambience that speaks to New Mazda2's modern styling.

Leather interior includes some Maztex material on selected high-impact surfaces.


^ Grand Luxe® is a registered trademark of Seiren Co., Ltd.




Snowflake White Pearl Mica



Sonic Silver Metallic



Platinum Quartz Metallic



Soul Red Crystal Metallic[^]




Ceramic Metallic

INTRODUCING NEW PLATINUM QUARTZ METALLIC


Inspired by the rich mineral tones found in quartz and its ability to catch the light, Platinum Quartz Metallic will catch the eye of passers-by. Stylish and distinct, light dances across it to accent the stunning lines of bodywork from all angles.




Machine Grey Metallic[^]




Titanium Flash Mica



Jet Black Mica



Polymetal Grey Metallic



Deep Crystal Blue Mica



MAZDA2 SP15 FEATURES

- » 16-inch black metallic alloy wheels with 185/60 tyres
- » Headlamps (LED)
- » Tail-lamps (LED)
- » Privacy glass (rear side and back windows)
- » Exterior mirrors (gloss black) with power adjustment, side-turn lamps and manual folding function
- » Wipers (front) 2-speed with variable intermittent function
- » Wiper (rear) with intermittent function
- » Power windows
- » Exhaust extension (chrome)
- » Seat trim: Black cloth with red stitching
- » Front seats with: height adjustment and seat back pocket (passenger)
- » Rear seats with: 60/40 split fold backrest
- » Air-conditioning
- » Cruise control
- » Leather-wrapped: gear shift knob, handbrake handle and steering wheel
- » Tilt and telescopic adjustable steering wheel
- » Trip computer
- » Vanity mirrors (front)
- » Audio system with: AM/FM tuner, AUX input, 2 x USB inputs and 6 speakers
- » 7-inch full colour touchscreen display (MZD Connect)
- » Apple CarPlay™ (wireless, USB) and Android Auto™ (USB) connectivity[§]
- » Bluetooth® hands-free phone and audio capability[§]
- » Multi-function commander control
- » Steering wheel-mounted controls (audio, phone, cruise control) with voice activation
- » Advanced (proximity) keyless entry and push-button engine start
- » ISOFIX child restraint anchor points and top tethers
- » Airbags SRS: front (driver and passenger), side (front) and curtain (front and rear)
- » Reversing camera[†]
- » i-Activsense active safety technologies[†]:
 - Advanced Smart City Brake Support - Forward (ASCBS-F) with night-time pedestrian detection
 - Lane Departure Warning (LDW)
 - Lane-keep Assist System (LAS)
- » Anti-lock Braking System (ABS)
- » Dynamic Stability Control (DSC)
- » Emergency Stop Signal (ESS)
- » Hill Launch Assist (HLA)
- » Secondary Collision Reduction (SCR)
- » Mazdacare (3 Years Scheduled Servicing/5 Year Warranty/5 Year Roadside Assistance)

POWERTRAIN

- » 1.5 litre in-line 4 cylinder 16 valve DOHC S-VT petrol (Skyactiv-G) with i-stop
- » G-Vectoring Control Plus (GVC-Plus)
- » Maximum power: 82kW @ 6,000rpm
- » Maximum torque: 144Nm @ 4,000rpm
- » Transmission: 6-speed auto (Skyactiv-Drive)

[§] Please check the compatibility of your device (particularly your mobile phone) with your Mazda Dealer as not all devices support connectivity or use all available items.

[†] Driver assist technology only and should not be used in place of skilled and safe driving practices. It is the driver's sole responsibility to monitor vehicle surroundings and conditions and comply with all applicable laws at all times.



MAZDA2 GSX – FEATURES ADDITIONAL TO SP15

- » 16-inch high gloss alloy wheels with 185/60 tyres
- » Headlamps (LED) with lighting signature and automatic on/off function
- » Daytime running lights (LED)
- » Sharkfin antenna
- » Exterior mirrors (body colour) with power adjustment, side-turn lamps and automatic folding function
- » Wipers (front) 2-speed with rain-sensing function
- » Seat trim: Black/navy cloth
- » Air-conditioning (climate control)
- » Satellite navigation
- » Parking sensors (rear)[†]
- » i-Activsense active safety technologies[†]:
 - Blind Spot Monitoring (BSM)
 - Rear Cross Traffic Alert (RCTA)
 - High Beam Control (HBC)

POWERTRAIN

- » 1.5 litre in-line 4 cylinder 16 valve DOHC S-VT petrol (Skyactiv-G) with i-stop
- » G-Vectoring Control Plus (GVC-Plus)
- » Maximum power: 82kW @ 6,000rpm
- » Maximum torque: 144Nm @ 4,000rpm
- » Transmission: 6-speed auto (Skyactiv-Drive)




BOLD ALLOY DESIGN

These stylish alloy wheels will give your Mazda2 a striking street presence.



EXTRA SENSES

Blind Spot Monitoring scans the vehicle's blind spots for vehicles approaching from the rear, warning against hazardous lane changes with an LED icon and beeping alerts.[†]



GO KEYLESS

Smart keyless entry means as long as you're carrying the key, you enter just by pressing a button on either front door.

[†] Driver assist technology only and should not be used in place of skilled and safe driving practices. It is the driver's sole responsibility to monitor vehicle surroundings and conditions and comply with all applicable laws at all times.



MAZDA2 LIMITED – FEATURES ADDITIONAL TO GSX

- » Active Driving Display (flip-up screen)
- » Seat trim: Blue grey leather[#] with grey Grand Luxe[®][^] synthetic suede
- » Auto dimming interior rear-view mirror
- » Digital speedometer with analogue tachometer
- » i-Activsense active safety technologies[†]:
 - Adaptive LED Headlamps (ALH) with 20-split array per headlamp
 - Smart Brake Support (SBS)
 - Mazda Radar Cruise Control (MRCC)
 - Traffic Sign Recognition (TSR)
 - Smart City Brake Support - Reverse (SCBS-R)
 - Driver Attention Alert (DAA)

POWERTRAIN

- » 1.5 litre in-line 4 cylinder 16 valve DOHC S-VT petrol (Skyactiv-G) with i-stop
- » G-Vectoring Control Plus (GVC-Plus)
- » Maximum power: 82kW @ 6,000rpm
- » Maximum torque: 144Nm @ 4,000rpm
- » Transmission: 6-speed auto (Skyactiv-Drive)



KEEP A SAFE DISTANCE

Mazda Radar Cruise Control (MRCC)[†] automatically maintains a safe distance from the car ahead.



ON DISPLAY

The full-colour Active Driving Display presents only the most relevant information in the simplest fashion for you to see.



DIM THE LIGHTS

The auto-dimming rearview mirror detects the headlights of vehicles behind you, and if they're stronger than a preset level, automatically changes reflectivity to reduce glare.

[#]Leather interior includes some Maztex material on selected high impact surfaces.

[^]Grand Luxe[®] is a registered trademark of Seiren Co., Ltd.

[†]Driver assist technology only and should not be used in place of skilled and safe driving practices. It is the driver's sole responsibility to monitor vehicle surroundings and conditions and comply with all applicable laws at all times.

SPECIFICATIONS

Powertrain		1.5L I4 Petrol
Bore and stroke (mm)		74.5 x 85.8
Compression ratio		13.0:1
Drivetrain		FWD
Emissions standard		Euro stage V
Engine capacity (cc)		1,496
Engine type		1.5 litre in-line 4 cylinder 16 valve DOHC S-VT petrol (Skyactiv-G) with i-stop
Fuel consumption (l/100km)*:		5.3 (5.9)
CO ₂ emissions (g/km)*	Combined NEDC (3P-WLTP)	123 (137)
Fuel system		Electronic direct injection
Fuel tank capacity (litres)		44
Gear ratio - Automatic:	1st	3.529
	2nd	2.025
	3rd	1.348
	4th	1.000
	5th	0.742
	6th	0.594
	Reverse	2.994
	Final drive	4.319
Maximum power (kW @ rpm)		82 @ 6,000
Maximum torque (Nm @ rpm)		144 @ 4,000
Recommended fuel		Unleaded (91RON or higher) or E10
Throttle control		Electronic (drive-by-wire)
Transmission:	Automatic	6-speed Skyactiv-Drive

*Mazda Fuel Consumption and Emissions figures are based on ADR 81/02 test results under the NEDC test programme. This data is useful in comparing the fuel consumption of different vehicles, however it may not be the fuel consumption achieved in practice. This will depend on traffic and road conditions, accessories fitted and how the vehicle is driven.

Please note that from December 2021 the NZTA has standardised the reporting of all Fuel Consumption and Emissions data based on 3-Phase WLTP, using a formula to convert NEDC to 3P-WLTP. This data will appear on websites such as Rightcar and Fuelsaver.

SPECIFICATIONS

Model Availability

		SP15	GSX	Limited
Hatch	1.5L I4 Petrol/6-speed Automatic	●	●	●

Dimensions

Hatch		SP15	GSX	Limited
Ground clearance laden (mm)		----- 143 -----		
Ground clearance unladen (mm)		----- 152 -----		
Overall length (mm)		----- 4,065 -----		
Overall width (mm)		----- 1,695 -----		
Overall height (excluding antenna) (mm)		----- 1,495 -----		
Track (mm):	Front	----- 1,495 -----		
	Rear	----- 1,485 -----		
Wheelbase (mm)		----- 2,570 -----		

● = Standard

SPECIFICATIONS

Chassis and Powertrain Technologies

	SP15	GSX	Limited
Automatic transmission drive selection	●	●	●
Automatic transmission kickdown switch	●	●	●
Electric power assist steering	●	●	●
Hill Launch Assist (HLA)	●	●	●
i-stop	●	●	●
Skyactiv-Body	●	●	●
Skyactiv-Chassis	●	●	●
Skyactiv-Vehicle Dynamics - G-Vectoring Control Plus (GVC-Plus)	●	●	●

Chassis

	SP15	GSX	Limited
Brake diameter (mm):	Front	258	
	Rear	200	
Brake type:	Front	Ventilated disc	
	Rear	Drum	
Steering type		Electric power assist steering	
Suspension:	Front	MacPherson strut	
	Rear	Torsion beam	
Turning circle kerb to kerb (m)		9.8	
Tyre size		185/60 R16	
Tyre index		86H	
Wheel size		16 x 5.5 J	
Wheel type		Alloy	
Tyre size (spare)		T125/70 D15	
Wheel size (spare)		15 x 4.0T	
Wheel type (spare)		Temporary (steel)	

● = Standard.

SPECIFICATIONS

Weights and Capacities

		SP15	GSX	Limited
Cargo room volume VDA (litres)		-----	250	-----
Kerb weight [∞] (kg):	Automatic	-----	1,101	-----
Towing capacity [¶] (kg):	Braked	-----	900	-----
	Unbraked	-----	500	-----
Tow-ball download maximum (kg)		-----	50	-----

[∞] Kerb weight is the unladen weight of the vehicle, including fluids and fuel. Based on core powertrain/drivetrain combination.

[¶] When fitted with a Mazda Genuine Towing kit.

SPECIFICATIONS

Exterior		SP15	GSX	Limited
Daytime running lights	LED	—	●	●
Door handles	Body coloured	●	●	●
Exhaust extension	Chrome	●	●	●
Privacy-tinted rear side and windows		●	●	●
Headlamps	LED	●	●	●
	With auto on/off function	—	●	●
Exterior mirrors	Body coloured	—	●	●
	Gloss black	●	—	—
	With power adjustment	●	●	●
	With power folding function	●	●	●
	With auto folding function	—	●	●
Power windows		●	●	●
Shark fin antenna		—	●	●
Window demister (rear)		●	●	●
Wipers (front) 2-speed with rain-sensing function		—	●	●
Wipers (front) 2-speed with variable intermittent function		●	—	—
Wiper (rear) with intermittent function		●	●	●

● = Standard, — = Not available.

SPECIFICATIONS

Seats		SP15	GSX	Limited
Seat trim:	Black cloth with Red stitching	●	—	—
	Black / Navy cloth	—	●	—
	Blue Grey Leather [#] with Black Grand Luxe ^{®^} synthetic suede	—	—	●
Front seats with:	Adjustable head restraints	●	●	●
	Height adjustment	●	●	●
	Rake and slide adjustment	●	●	●
	Seat back pocket (passenger)	●	●	●
Rear seats with:	60/40 split fold backrest	●	●	●
	Adjustable head restraints	●	●	●

● = Standard, — = Not available.

[#] Leather interior includes some Maztex material on selected high-impact surfaces.

[^] Grand Luxe[®] is a registered trademark of Seiren Co., Ltd.

SPECIFICATIONS

Interior		SP15	GSX	Limited
Air-conditioning	Manual	●	—	—
	Single-zone climate control	—	●	●
Ambient temperature display		●	●	●
Critical function warning lights/chimes		●	●	●
Cruise control		●	●	●
Cupholders		●	●	●
Door bottle holders (front)		●	●	●
Glove box		●	●	●
Instrument panel light dimmer		●	●	●
Interior illumination:	Cargo room lamp	●	●	●
	Entry system with delayed fade	●	●	●
	Map reading spot lamps	●	●	●
Interior release for fuel filler door		●	●	●
Leather-wrapped:	Gear shift knob	●	●	●
	Handbrake handle	●	●	●
	Steering wheel	●	●	●
One touch (up and down) power window	Driver	●	●	●
Rear view mirror with auto dimming function		—	—	●
Tachometer and electronic odometer/ tripmeter		●	●	●
Tilt and telescopic adjustable steering wheel		●	●	●
Trip computer		●	●	●
Vanity mirrors	Driver and front passenger	●	●	●

● = Standard, — = Not available.

SPECIFICATIONS

Infotainment	SP15	GSX	Limited
7-inch full colour touchscreen display (MZD Connect)	●	●	●
AM/FM tuner	●	●	●
Auxiliary-audio input jack (3.5mm mini-stereo)	●	●	●
Apple CarPlay™ (wireless, USB) and Android Auto™ (USB) connectivity [§]	●	●	●
Bluetooth® hands-free phone and audio capability [§]	●	●	●
Internet radio integration (Stitcher™ and Aha™)	●	●	●
Multi-function commander control	●	●	●
Radio Data System (RDS) programme information	●	●	●
Satellite navigation	○	●	●
Speakers (6)	●	●	●
Steering wheel-mounted audio controls	●	●	●
USB-audio input port (iPod compatible)	●	●	●
Voice activation and control	●	●	●

● = Standard, ○ = Optional, — = Not available.

[§] Please check the compatibility of your device (particularly your mobile phone) with your Mazda Dealer as not all devices support connectivity or use all available items.

SPECIFICATIONS

Safety and Security

	SP15	GSX	Limited
Active Driving Display (ADD) [†]	—	—	●
Adaptive LED Headlamps (ALH) [†]	—	—	●
Advanced (proximity) keyless entry	●	●	●
Advanced keyless push-button engine start	●	●	●
Airbags SRS: Front (driver and passenger)	●	●	●
Side (front)	●	●	●
Curtain (front and rear)	●	●	●
Anti-lock Braking System (ABS) [†]	●	●	●
Blind Spot Monitoring (BSM) [†]	—	●	●
Childproof rear door locks	●	●	●
Driver Attention Alert (DAA) [†]	—	—	●
Dynamic Stability Control (DSC) [†]	●	●	●
Electronic Brake-force Distribution (EBD) [†]	●	●	●
Emergency Brake Assist (EBA) [†]	●	●	●
Emergency Stop Signal (ESS) [†]	●	●	●
Engine immobiliser	●	●	●
High Beam Control (HBC) [†]	—	●	—
High mount stop lamp	●	●	●
Hill Launch Assist (HLA) [†]	●	●	●
ISOFIX child restraint anchor points and top tethers	●	●	●
Lane Departure Warning (LDW) [†]	●	●	●
Lane keep Assist System (LAS) [†]	●	●	●
Left-hand-side convex (wide angle) exterior mirror	●	●	●
Manual Speed Assistance (MSA) [†]	●	●	●

● = Standard, — = Not available.

[†] Driver assist technology only and should not be used in place of skilled and safe driving practices. It is the driver's sole responsibility to monitor vehicle surroundings and conditions and comply with all applicable laws at all times.

SPECIFICATIONS

Safety and Security

	SP15	GSX	Limited
Mazda Radar Cruise Control (MRCC) [†]	—	—	●
Parking sensors (rear) [†]	—	●	●
Rear Cross Traffic Alert (RCTA) [†]	—	●	●
Remote central locking (2 transmitters)	●	●	●
Reversing camera [†]	●	●	●
Seat-belt warning (front and rear)	●	●	●
Seat-belts 3-point lap-sash (all seats)	●	●	●
Seat-belts (front) with pretensioners, load-limiters and height adjustable shoulder anchorages	●	●	●
Secondary Collision Reduction (SCR) [†]	●	●	●
Side impact door beams	●	●	●
Smart Brake Support (SBS)	—	—	●
Advanced Smart City Brake Support – Forward (ASCBS-F) [†] with night-time pedestrian detection	●	●	●
Smart City Brake Support – Reverse (SCBS-R) [†]	—	—	●
Traction Control System (TCS) [†]	●	●	●
Traffic Sign Recognition (TSR) [†]	—	—	●
'Triple H' safety construction with front and rear crumple zones	●	●	●
Tyre Pressure Monitoring System (TPMS) [†]	●	●	●
Whiplash-minimising front seats	●	●	●

● = Standard, — = Not available.

[†] Driver assist technology only and should not be used in place of skilled and safe driving practices. It is the driver's sole responsibility to monitor vehicle surroundings and conditions and comply with all applicable laws at all times.

MAZDACARE

Mazdacare* is a comprehensive programme designed to make owning your new Mazda2 as worry-free as possible.

3
YEAR | GENUINE
SCHEDULED
SERVICING

3 YEAR/100,000 KILOMETRE SERVICING AT NO EXTRA COST[^]

Your new Mazda2 includes 3 years or 100,000km (whichever occurs first) of Mazdacare Genuine Mazda Scheduled Servicing at no extra cost. Each service is carried out by a Mazda factory-trained Service Specialist using the latest in vehicle diagnostic equipment, to help maintain optimum driving performance and protect your investment.

5
YEAR | UNLIMITED
KILOMETRE
WARRANTY

5 YEAR/UNLIMITED KILOMETRE NEW VEHICLE WARRANTY[†]

The quality built into your new Mazda2 is backed by a 5 year, unlimited kilometre manufacturer's warranty.

- 5 year/unlimited kilometre Comprehensive New Vehicle Warranty.
- 5 year/unlimited kilometre Corrosion and Anti-Perforation Warranty.

5
YEAR | MAZDA ON CALL
ROADSIDE
ASSISTANCE

5 YEAR/UNLIMITED KILOMETRE MAZDA ON CALL ROADSIDE ASSISTANCE

Included in your Mazdacare cover is the back-up and motoring support offered through Mazda **On Call**. Whether it's a flat battery, keys locked in vehicle, accident support or a flat tyre, we've got you covered, anywhere, day or night, any time of the year. Our support centres are ready to help with any advice you may need. Call 0800 800 626.

For more information on Mazdacare, go to mazda.co.nz/mazdacare

*Your Mazdacare support programme is effective from the date of first registration.

[^]Mazda New Zealand covers all routine service maintenance costs including parts, lubricants and labour for the duration of the programme when service is performed by an authorised Mazda Dealer.

[†]Visit mazda.co.nz/mazdacare to see full disclosure of items covered by the 5 year/unlimited km New Passenger Vehicle Warranty.



Published January 2022. MZ4900649

For further information visit mazda.co.nz/cars/mazda2

All care is taken to ensure the accuracy of this brochure at the time of publication. Specifications, features and model availability may vary from Dealer to Dealer and may change without notice. Please refer to mazda.co.nz or consult your Mazda Dealer prior to placing an order to ascertain current information on model availability, specification, options, features and prices. Mazda Motors of New Zealand Limited will not be liable for any loss arising from the information in this brochure, whether in negligence or otherwise. Mazda Motors of New Zealand Limited, PO Box 132057, Sylvia Park, Auckland 1644.